




# Build It!


Make Supercool Models with Your Favorite LEGO® Parts

## RACE CARS



Jennifer Kemmeter





Digitized by the Internet Archive  
in 2022 with funding from  
Kahle/Austin Foundation

<https://archive.org/details/racecarsmakesupe0000kemm>

**Received on**

NOV 24 2018

**Green Lake Library**

NO LONGER PROPERTY OF  
THE SEATTLE PUBLIC LIBRARY





# Build It!

Make Supercool Models with Your Favorite LEGO® Parts

## RACE CARS

Jennifer Kemmeter





# Contents

## Stock Cars


8

Green Zoomer




15

Purple Flash




19

Pink Thunderbolt



24

Little Bumblebee



## Formula Cars

32

Go Go Turbo



37

Nothin' but Smoke



42


Rocket Roader



## Dragsters

50

The Crocodile



55

Unspotted Cheetah



## Sports Cars

62

Blue Bomber



68

Zip, Zip, and Away



75

Space Speeder



82

Open Flame






# How to Use This Book



What you will be building.

## Build Unspotted Cheetah

A photo of what your finished Unspotted Cheetah will look like.



An illustration of the finished Unspotted Cheetah that looks like the pictures in the steps.



All the pieces you will need to build the model are listed at the beginning of each of the instructions.




Which step you are on.

A picture of each piece you will need.

Arrows to help you finish each step.

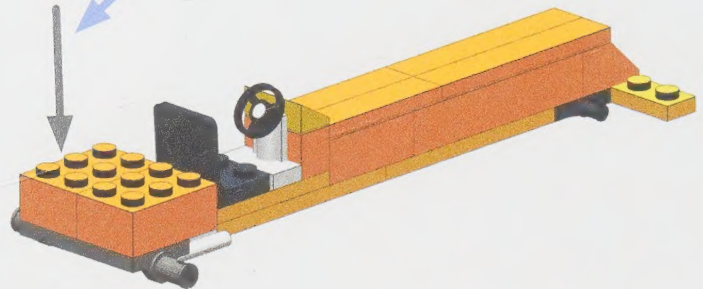
7



2x



1x




8



2x



2x



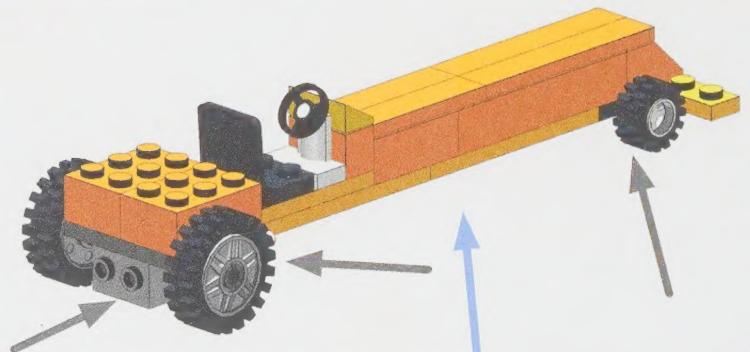
1x



2x



2x



How many of each piece you will need.

A picture showing where to place the pieces to complete each step. Just follow the arrows!





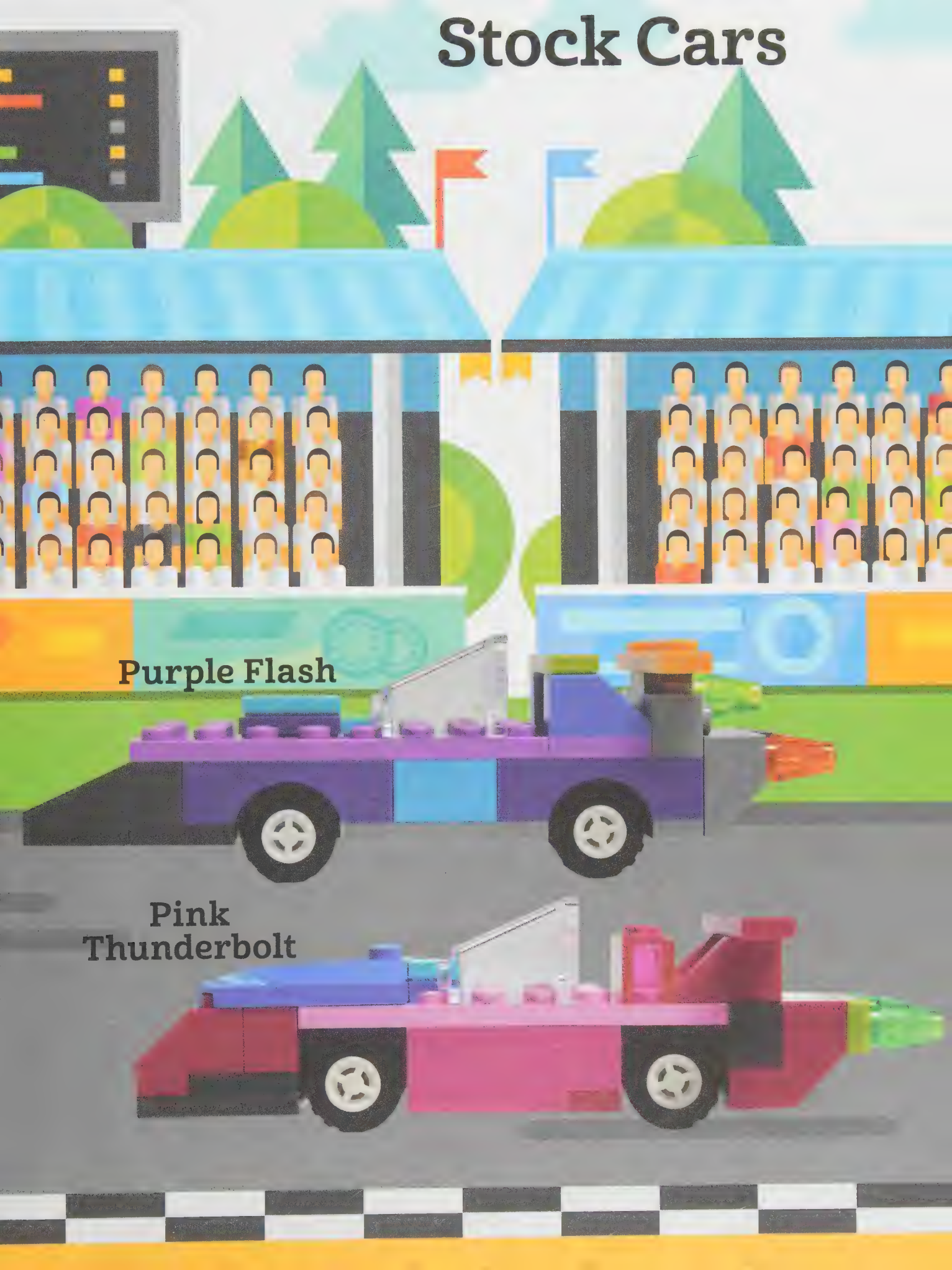
**Little  
Bumblebee**

**Green Zoomer**





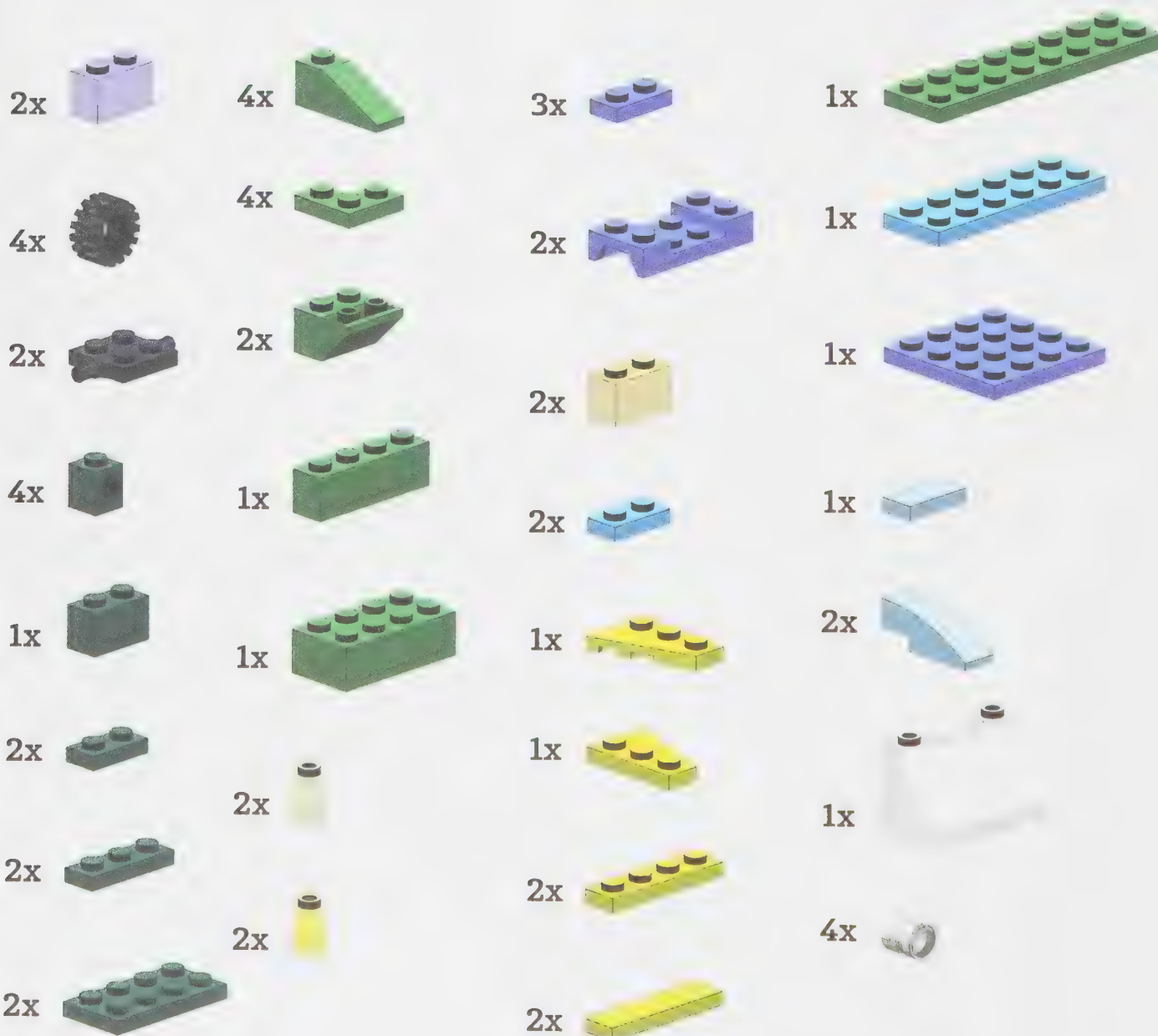
# Stock Cars



Purple Flash


Pink  
Thunderbolt

# Build Green Zoomer






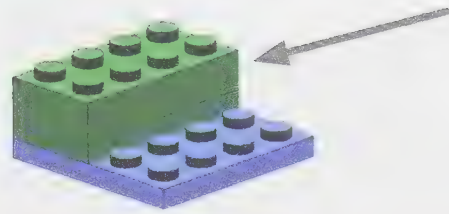
1




1x



1x




2




1x




2x




3




1x




4




1x




5




1x




6



1x




7




2x



8


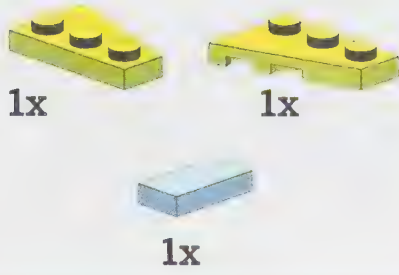


2x








9





10




11




12




13



2x




14




2x




15



1x



2x



1x



16



4x



2x




4x






17




1x




18




1x




1x




1x



19



2x




20




2x




2x



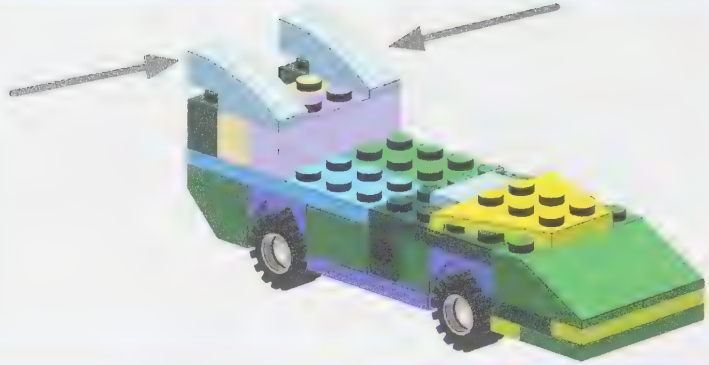
2x




21



2x



22




1x




2x



2x



23

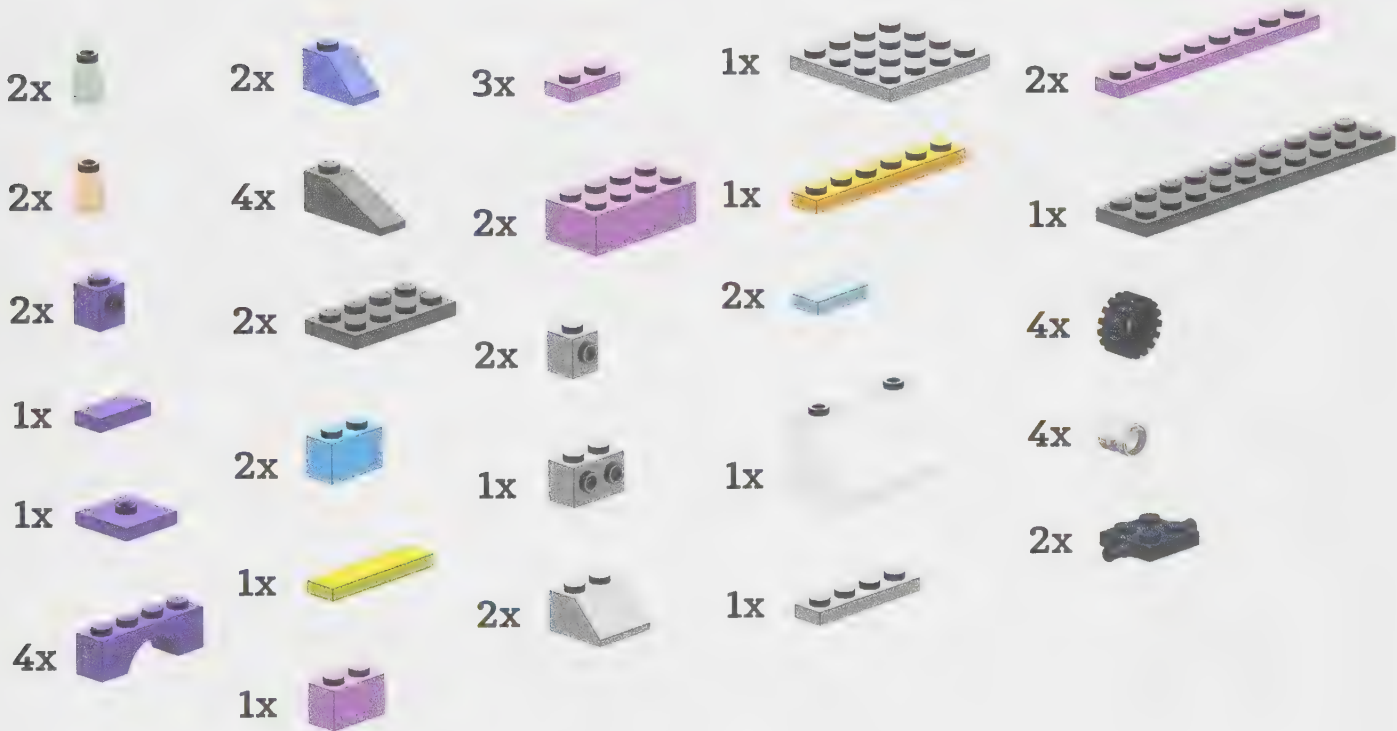


2x









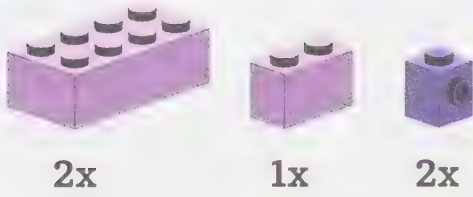
# Build Purple Flash




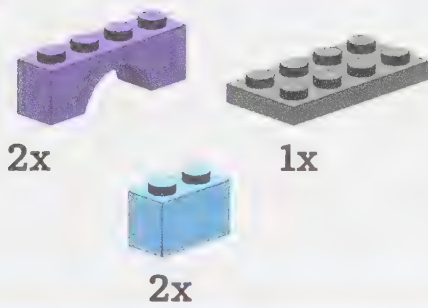
1





2





3



4




5







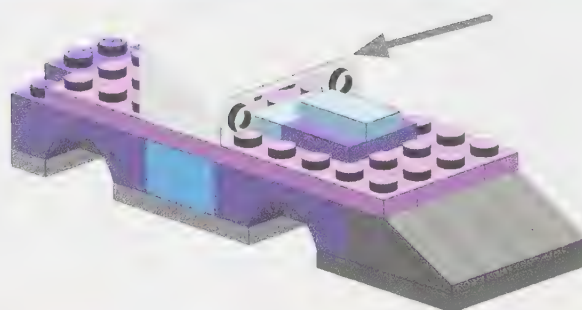
6



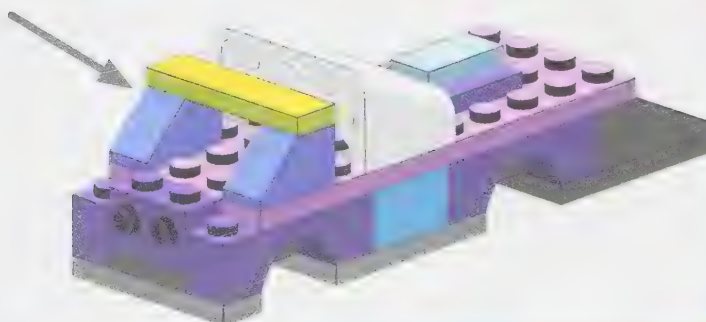
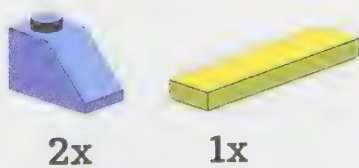
7



8



9



10




1x




1x




2x



11




2x



12



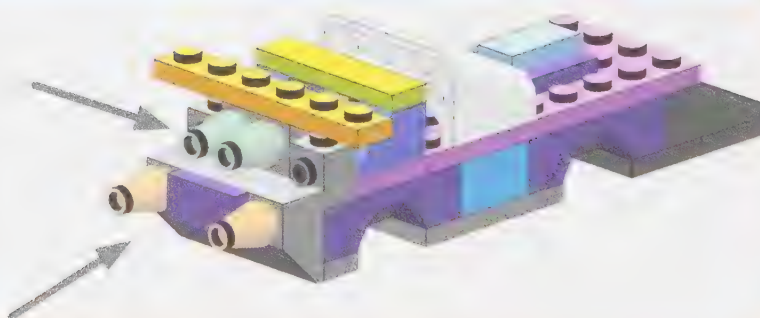
2x



1x




2x



13




4x



2x






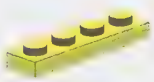























4x





# Build Pink Thunderbolt




- |  |  |  |  |
|--|--|--|--|
| 4x    | 1x    | 1x    | 1x    |
| 2x    | 2x    | 2x    | 1x    |
| 1x    | 4x    | 2x    | 1x   |
| 2x   | 1x  | 2x   | 1x  |
| 2x  | 2x  | 2x  | 2x  |
| 1x  | 1x  | 3x  | 1x  |
| 1x  |  | 4x  |  |


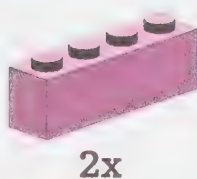
1




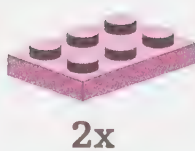

2




3



4




5






6




1x



1x




7




1x




1x




8




1x




1x



9




1x



1x




10



1x



2x



11




1x




2x




12



2x




2x




13



1x



2x







14




1x



1x




15




1x



2x



# Build Little Bumblebee



- |    |    |    |    |
|----|----|----|----|
| 4x | 4x | 4x | 4x |
| 1x | 2x | 2x | 1x |
| 2x | 1x | 2x | 1x |
| 2x | 2x | 1x | 1x |
| 5x | 2x | 4x | 2x |
| 4x | 2x | 2x | 2x |


1




2x



2




1x




1x




3



1x




1x



4




4x




2x




4x




5




2x




6




2x



7




2x



8



2x




1x



1x



2x



9




2x






10



1x



1x



4x



11



1x



12




2x




4x




13



2x



2x







2x




1x



1x



# Formula Cars



Nothin' but  
Smoke











**Go Go Turbo**



**Rocket  
Roader**





# Build Go Go Turbo






1



2




3




4



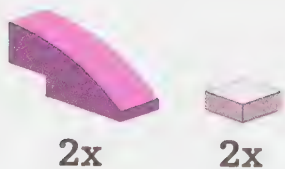
5




6



7




8







9



1x




10




2x



2x




11



1x



2x



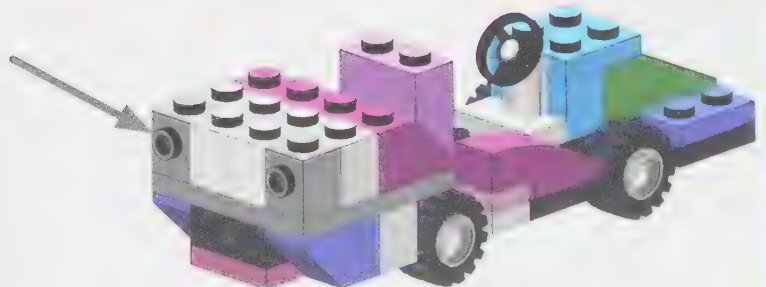
12




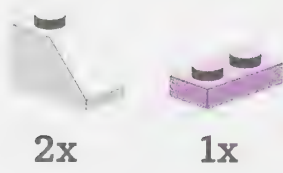
2x




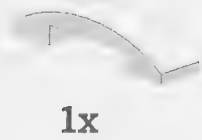
2x




13



14














15









# Build Nothin' but Smoke





1





2



3




4







5




2x




6




1x




2x




7




1x




1x




1x



1x




8



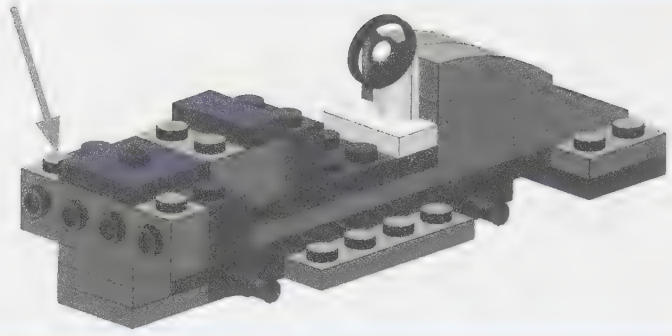

1x




1x





9





10



11

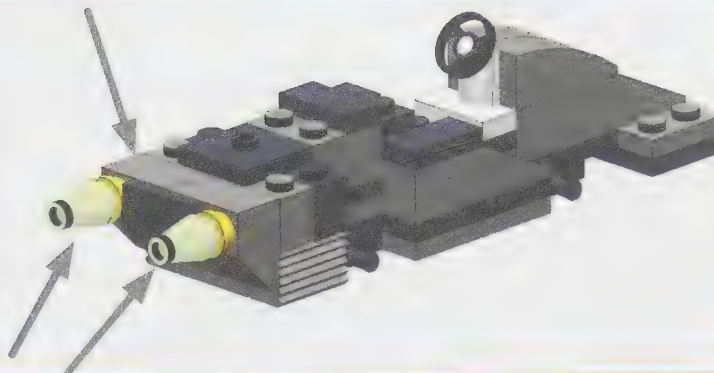


12






13




14




15




# Build Rocket Roader




1



1x




1x







2




3




4




5




6



1x



1x




7



2x



2x




8



2x




2x



9



2x




1x





10



2x



11



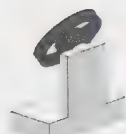
2x




2x



12



1x




2x



13




1x



1x




14




1x



15




1x




1x








1x



1x



1x



FINISH

The  
Crocodile






# Dragsters

Unspotted  
Cheetah




# Build The Crocodile





2x		1x		1x		2x		2x	
2x		2x		1x		3x		1x	
1x		2x		2x		2x		2x	
1x		3x		1x		1x		1x	
2x		1x		2x		2x		1x	
2x		1x		1x		1x		2x	

1









2




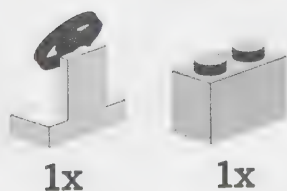
3




4



5




6




2x




7




1x



1x



8



1x



2x



9



2x



2x



2x




2x






10




1x




1x



2x



11



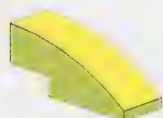
1x




1x



12



2x




1x




1x




13



1x




1x



1x



1x




14



2x



2x






# Build Unspotted Cheetah




1




2




2x



2x




3




1x




2x




4



2x




2x



5




1x




2x



1x


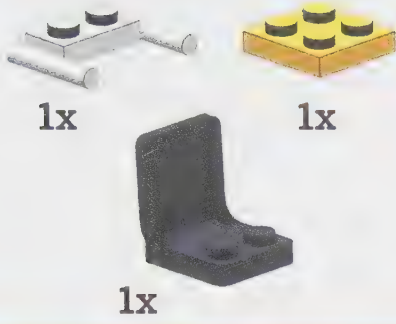


1x








6



7



8



9



10



1x



1x



11



1x





12



13



# Sports Cars



Space  
Speeder

Zip, Zip, and  
Away







**Blue Bomber**




**Open Flame**



# Build Blue Bomber





1


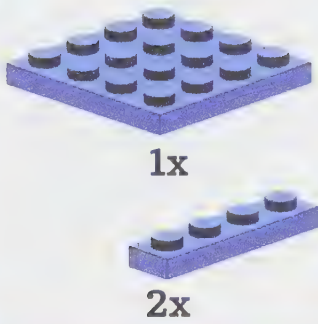






2




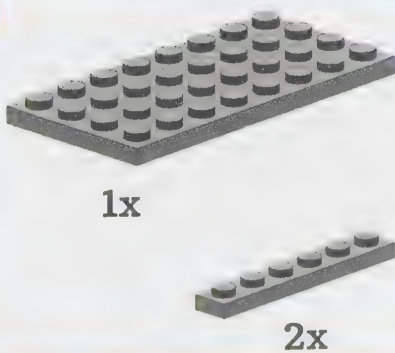
3




4




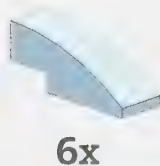
5





6





7



8




9

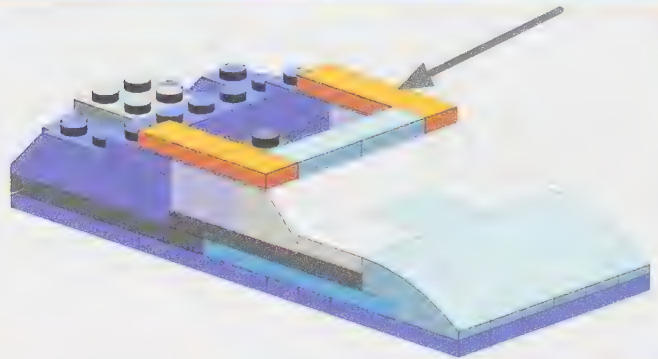





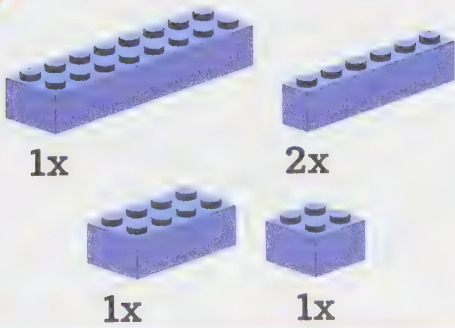
10




11




12




13




14




4x



15




1x




2x




2x




16




3x



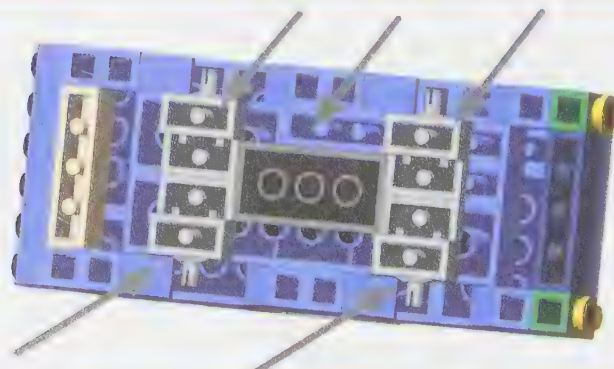
17



1x




4x






18



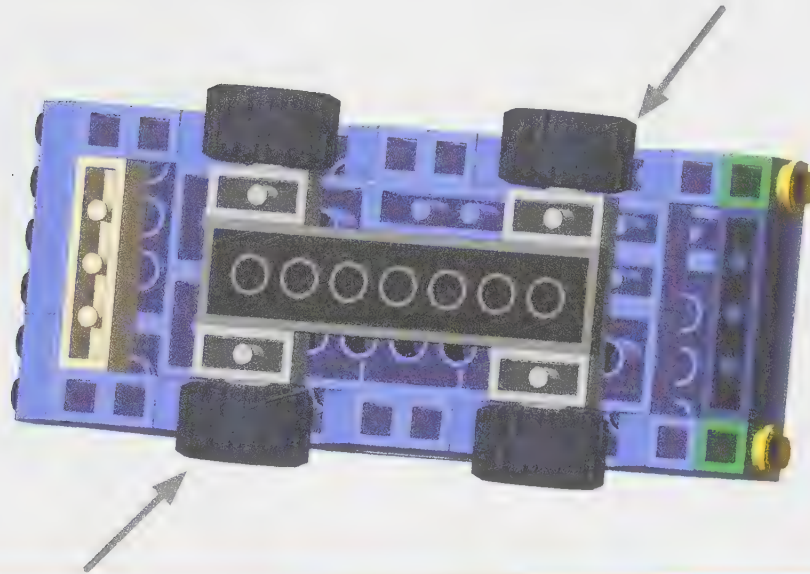
1x




4x



4x



19



1x



2x




# Build Zip, Zip, and Away




- |    |    |    |    |    |
|----|----|----|----|----|
| 1x | 4x | 2x | 1x | 1x |
| 4x | 2x | 2x | 4x | 1x |
| 2x | 4x | 2x | 2x | 5x |
| 3x | 4x | 3x | 2x | 1x |
| 8x | 4x | 2x | 4x | 1x |
| 2x | 2x | 4x | 1x | 1x |
| 3x | 1x | 1x |    | 1x |


1



1x




1x







2




1x




3




1x




1x




1x




4




1x




5




1x




1x




6




1x




7




1x




4x




2x



8




1x




1x




3x




9



2x




2x

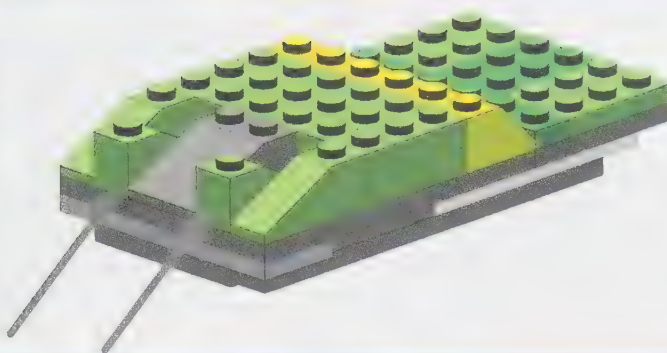




10




2x




11




2x



12



4x




13




2x




2x




14



1x



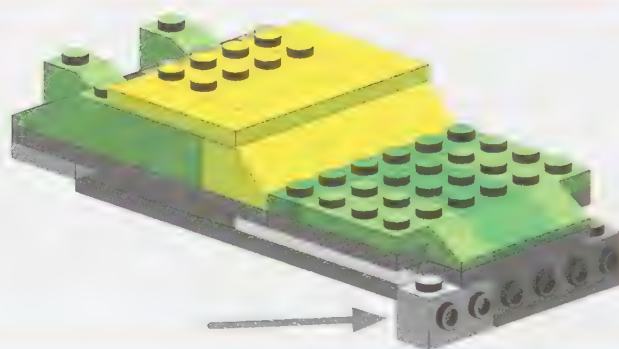
15




1x




1x




16




6x



17



2x






18




2x




2x



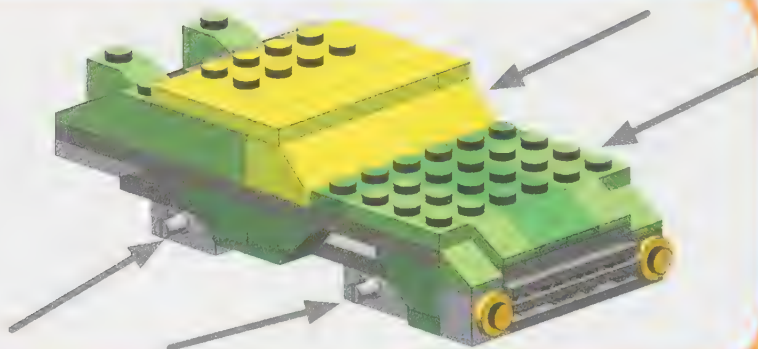
2x




19




4x




20



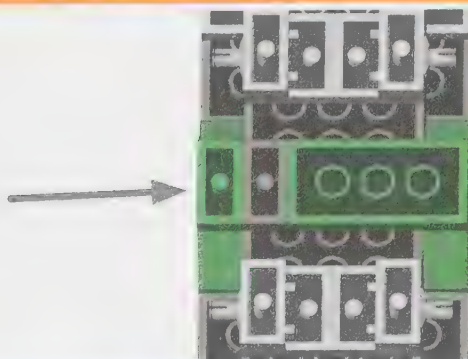
1x




1x




1x




21




1x



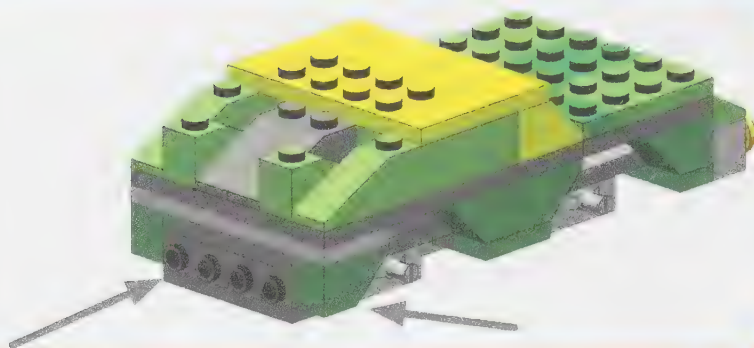
22




1x




2x




23



3x



24



4x



1x




4x



4x



25



1x



2x






# Build Space Speeder



4x	3x	4x	1x	1x
2x	2x	2x	2x	3x
2x	4x	4x	2x	6x
6x	1x	8x	3x	1x
1x	2x	3x	4x	2x
1x	1x	3x	2x	4x
4x	3x	3x		1x



1




3x




2





3



4




5







6




1x




1x



3x




7



1x




4x




8




1x




9



2x





4x




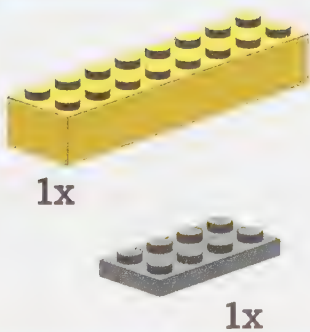
10



11



12




13






14




2x




1x




15



6x



16



4x



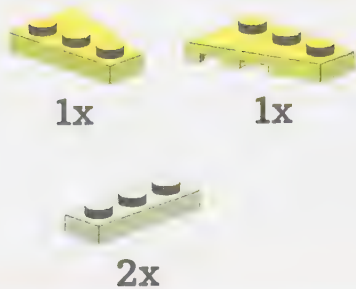
17




2x



18




19



20



21





22



23





# Build Open Flame




4x		4x		2x		4x		1x	
4x		1x		2x		2x		1x	
3x		2x		1x		6x		1x	
2x		4x		1x		4x		1x	
8x		1x		1x		2x		2x	
1x						2x			

1


  
1x

  
2x







2




1x



3




4x




4x




4x



4




1x




5



6x




6




1x




2x




7




1x



2x




8



6x



9



1x



1x



2x





2x







10




11




12




13



14




1x




2x




15



2x




16



2x



17




1x



1x



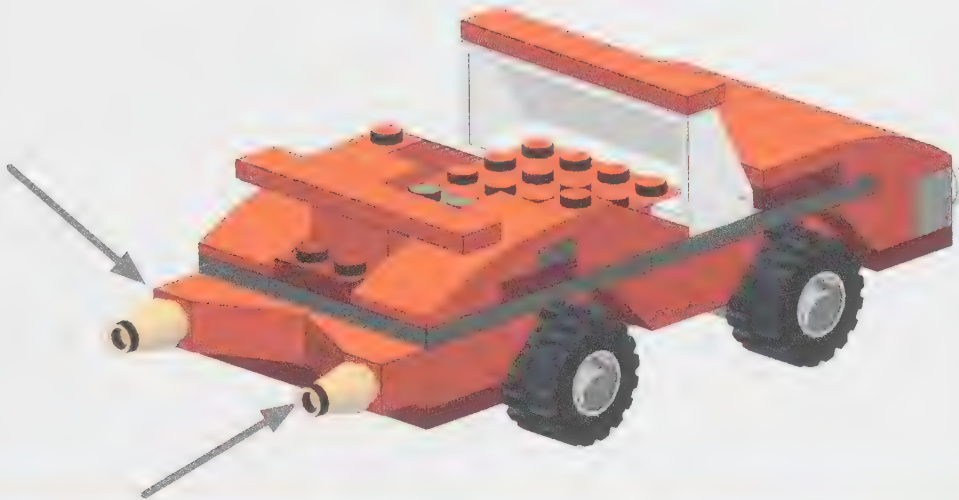




2x



2x





© 2018 by Jennifer Kemmeter

All rights reserved. No part of this book may be reproduced or transmitted in any form or by any means, electronic or mechanical, including photocopying, recording, or by any information storage and retrieval system, without written permission of the publisher.

Library of Congress Control Number: 2018945277

ISBN: 9781513261706 (paperback) | 9781513261713 (hardbound) | 9781513261720 (e-book)

Graphic Arts Books



GraphicArtsBooks.com

GRAPHIC ARTS BOOKS

Publishing Director: Jennifer Newens

Marketing Manager: Angela Zbornik

Editor: Olivia Ngai

Design & Production: Rachel Lopez Metzger

Proudly distributed by Ingram Publisher Services.

The following artists hold copyright to their images as indicated: Stock Cars, pages 6-7: Beresnev;

Formula Cars, pages 30-31, front cover: Andrey Guzev/Shutterstock.com;

Dragsters, pages 48-49, front cover: ONYXprj/Shutterstock.com;

Sports Cars, pages 60-61, back cover: Natsmith1/Shutterstock.com

LEGO® is a registered trademark of the LEGO Group which does not sponsor, endorse, or authorize this book. Disclaimer Notice: Graphic Arts Books makes no warranty, express or implied, nor assumes any legal liability or responsibility for the accuracy, correctness, completeness, or use of the parts list associated with a LEGO® product. LEGO Group may change the parts list of a product without notice, and Graphic Arts Books will not be liable to anyone in respect of any loss, damage, injury, or expense, suffered or incurred as a result of reliance on a Graphic Arts Books reference to a LEGO® product.

The author thanks the LDraw community for the parts database it makes available, which is used for making instructions found in the book. For more information on LDraw, please visit [ldraw.org](http://ldraw.org).






# Make sure your **Build It!** library is complete



 Volume 1



 Volume 2



 Volume 3




 World Landmarks




 Things that Fly




 Things that Go




 Things that Float



 Robots



 Farm Animals




 Dinosaurs



 Trains



 Sea Life



 Medieval World



 Race Cars

Visit [GraphicArtsBooks.com](http://GraphicArtsBooks.com) for more titles in the series









CPSIA information can be obtained  
at [www.ICGtesting.com](http://www.ICGtesting.com)  
Printed in the USA  
BVHW02\*0721131018  
530108BV00002B/2/P



9 781513 261713









 The  
Seattle  
Public  
Library



0 01 00 9468028 6

# Build It!


## RACE CARS

### Formula Cars, Dragsters, Sports Cars... What Will You Build Today?

This series of visually rich instruction books for LEGO creations is perfect for children ages 5 and up. From cars named Purple Flash to Blue Bomber, the Crocodile to Rocket Roader and much more, you'll find a range of creativity-sparking ideas inside these pages.



- Whimsical "dioramas" evoke imaginary scenes in which the LEGO® creations can interact
- Easy-to-follow, step-by-step instructions take the guesswork out of building
- All models can be created using the LEGO® Classic set 10697 and Education Wheels and More 9387
- A visual glossary makes the book easy to navigate



The LEGO Group does not  
authorize or endorse this book.